




# GEOMET<sup>®</sup> Specifications

OEM / Supplier	Specification*	Coating System*
Akebono	AES: G 3503-U Type A	GEOMET <sup>®</sup> L
	AES: G 3503-U Type B	GEOMET <sup>®</sup> L or GEOMET <sup>®</sup> P
American Axle & Manufacturing	MS-4048	GEOMET <sup>®</sup> ML
	MS-4048	GEOBLACK <sup>®</sup> 137
ArvinMeritor	518	GEOMET <sup>®</sup> , GEOMET <sup>®</sup> 321
	518	GEOMET <sup>®</sup> 321 P
	518	GEOMET <sup>®</sup> 321 ML
	518	GEOMET <sup>®</sup> 321 L
	518	GEOMET <sup>®</sup> 321 XL
	518	GEOBLACK <sup>®</sup> 137
	518	GEOBLACK <sup>®</sup> 147
ASTM	ASTM F1136 & ASTM F1136M	GEOMET <sup>®</sup> 321
	ASTM F1136 & ASTM F1136M	GEOMET <sup>®</sup> 321 P
	ASTM F1136 & ASTM F1136M	GEOMET <sup>®</sup> 321
	ASTM F1136 & ASTM F1136M	GEOMET <sup>®</sup> 321 L
	ASTM F1136 & ASTM F1136M	GEOBLACK <sup>®</sup> 137/147/ML
AxleTech	STA02-635-C	GEOMET <sup>®</sup>
	STA02-635-D	GEOMET <sup>®</sup> L
BMW	GS 90010-ZNS3	GEOMET <sup>®</sup> 321 VL
	QV 34081	GEOMET <sup>®</sup> 360
Bobcat	PS - 106	GEOMET <sup>®</sup> 321 L
BorgWarner	S-1107	GEOMET <sup>®</sup>
	S-1107-P	GEOMET <sup>®</sup> P
	S-1107-PL	GEOMET <sup>®</sup> L
	BWS 61003 SP 3.1	GEOMET <sup>®</sup> VL
Brembo	Tab. 11.19	GEOMET <sup>®</sup> 360
Caterpillar	1E1675G	GEOMET <sup>®</sup> 321 L
Chrysler	PS 5873L	GEOMET <sup>®</sup> 321 L/GEOBLACK <sup>®</sup> 147
	PS 5873P	GEOMET <sup>®</sup> 321 P GEOMET <sup>®</sup> 321 L
	PS 5873 Black	GEOBLACK <sup>®</sup> 147
	PS 5873	GEOMET <sup>®</sup>
	PS 9666	GEOMET <sup>®</sup> 321 XL
Continental Teves	N 106 61.00 Ob No. 1521	GEOMET <sup>®</sup> 360
Cummins	74059	GEOMET <sup>®</sup> 321 L
	74061	GEOMET <sup>®</sup> 321 P
	74062	GEOMET <sup>®</sup> 500 A


*\*This information is provided as an initial reference point only. The correct specifications and coating system may be different from what is stated here due to updates, revisions, errors or other factors. Contact your customer to obtain the applicable specifications and drawings to determine the correct coating system to be used. MMC shall not be liable for any use of or reliance upon this information under any circumstances.*



# GEOMET® Specifications

OEM / Supplier	Specification*	Coating System*
Dana	ES-PS-0618	GEOMET® L
	ES-PS-0618	GEOMET® ML
	ES-PS-0618	GEOMET® P
	ES-PS-0618	GEOBLACK® 147
	ES-PS-0618	GEOBLACK® 137
	ES-PS-0618	GEOBLACK® 117
Delphi	DX551501	GEOMET®
	DX551502	GEOMET® P
	DX551503	GEOMET® ML
	DX551504	GEOMET® L
	DX551505	GEOMET® XL
	DX551507	GEOBLACK® 117
	DX551508	GEOBLACK® 137
	DX551509	GEOBLACK® 147
Fiat	9.57513 RIV/EC 5	GEOMET® 321
	9.57513 RIV/EC 5 F	GEOMET® 500 A
	9.57513 RIV/EC 5 LUB	GEOMET® 321 + DACROLUB
	9.57513 RIV/EC 8 PL	GEOMET® 321 ML
	9.57513 RIV/EC 8 PL Nero	GEOBLACK® ML
Ford Motor Company	WSS-M21P39-A1 (S438)	GEOMET® 321 ML
	WSS-M21P39-A2	GEOMET® 321 P
	WSS-M21P39-A3	GEOBLACK® 147
	WSS-M21P39-A4	GEOMET® 321 L
	WSS-M21P49-A1 (S447)	GEOMET® 500 A
	WSS-M21P49-A2 (S448)	GEOMET® 500 B
	WSS-M21P49-A3	GEOBLACK® ML
	WSS-M21P36-A4	GEOMET® ML
	WSS-M21P36-A5	GEOMET® P
	WSS-M21P36-A6	GEOMET® L
	WSS-M2P178	GEOMET®
General Electric	F69A2A1	GEOMET® 321 L
	F69A2A2	GEOBLACK® 147
	F69A2A3	GEOMET® 321 L (Red, Yellow, Blue)
General Motors - Opel	GMW 3359	GEOMET® 321 ML/GEOBLACK® 137
	GM 6173M	GEOMET® 321 P/GEOBLACK® 117
	GMW 14	GEOMET® L / GEOBLACK® 147
	GME 00 255 C	GEOMET® 321
	GME 00 255 F	GEOMET® 321 L


\*This information is provided as an initial reference point only. The correct specifications and coating system may be different from what is stated here due to updates, revisions, errors or other factors. Contact your customer to obtain the applicable specifications and drawings to determine the correct coating system to be used. MMC shall not be liable for any use of or reliance upon this information under any circumstances.



# GEOMET® Specifications

OEM / Supplier	Specification*	Coating System*
Hyundai-Kia	MS 619-08 Class 1	GEOMET® 720
	MS 619-08 Class 3	GEOMET® 720
	MS 619-08 Class 4	GEOMET® 720 ML-H
	MS 619-08 Class 6	GEOMET® 720 ML - B
	MS 619-08 Class 7	GEOMET® 720 ML - B
	MS 619-08 Class 8	GEOMET® 720 ML-H
International Truck	TMS-4520	GEOBLACK® ML
	TMS-4523	GEOMET® 500 A
ISO	ISO/EN 10683	----
	ISO/EN 10683 fZnnc-240h-L	GEOMET® 321 L, M, ML, XL
	ISO/EN 10683 fZnnc-480h-L	GEOMET® 321 L, M, ML, XL
	ISO/EN 10683 fZnnc-720h-L	GEOMET® 321 L, M, ML, XL
	ISO/EN 10683 fZnnc-960h-L	GEOMET® 321 L, M, ML, XL
Iveco	18-1101 321-5	GEOMET® 321
	18-1101 321-8	GEOMET® 321
	18-1101 321-5-PL	GEOMET® 321 L
	18-1101 321-8-PL	GEOMET® 321 L
John Deere	JDM F13D	GEOMET® 321
	JDM F13E	GEOMET® 321 P
	JDM F13F	GEOMET® 321 L
	JDM F13G	GEOMET® 321
	JDM F13H	GEOMET® 321 P
	JDM F13J	GEOMET® 321 L
Mack Truck	TR21023677	GEOMET® 321 L
	TR21023677	GEOMET® 321 XL
Mazda	MES CG 311F DMF-0	GEOMET®
	MES CG 311F DMF -1	GEOMET® 720
	MES CG 311F DMF-1	GEOMET® + Topcoat (See MES CG 510)
	MES CG 311F DMF-1	GEOMET® + Topcoat (See MES CG 510)
	MES CG 311F DMF-2	GEOMET® + Topcoat (See MES CG 510)
	MES CG 510 - SFC4	PLUS® KL
	MES CG 510 - SFC5	PLUS® MS Green
	MES CG 510 - SFC6	PLUS® L Pink
Mercedes-Benz	DBL 9440.40	GEOMET® 321 VL
	DBL 9440.50	GEOBLACK® ML
	DBL 8440.20	GEOMET® 321 or GEOMET® 500
	DBL 8440.21	GEOBLACK®
	DBL 8440.30	GEOMET® 321 or GEOMET® 500
	DBL 8440.31	GEOBLACK®

\*This information is provided as an initial reference point only. The correct specifications and coating system may be different from what is stated here due to updates, revisions, errors or other factors. Contact your customer to obtain the applicable specifications and drawings to determine the correct coating system to be used. MMC shall not be liable for any use of or reliance upon this information under any circumstances.



# GEOMET® Specifications

OEM / Supplier	Specification*	Coating System*
Mitsubishi	MS82-3710 ZnSi-0	GEOMET® 720
	MS82-3710 ZnSi-1	GEOMET® 720
	MS82-3710 ZnSi-2	GEOMET® 720
	MS82-3710 ZnSi-3	GEOMET® 720 P10
	MS82-3710 ZnSi-4	GEOMET® 720 P10
Nissan	M4601 ZAC-1	GEOMET® 720
	M4601 ZAC-2	GEOMET® 720
Peugeot-Citroen	B15 3320- ZLA/ZLV MGL/MGO	GEOMET® 500 A
	B15 3320- ZLA/ZLV FGL/FGO	GEOMET® 500 B
	QV 34081	GEOMET® 360
Porsche	PN 11011- 26b0	GEOMET® 321
	PN 11011- 26b1	GEOMET® 321 VL
Renault	01 - 71 - 002 / - - Q	GEOMET® 321 M
Renault Trucks	01-71-4002/H S2S	GEOMET® 321 M
	01-71-4002/H S2S	GEOMET® 321 or GEOMET® 500
Scania	STD 4165 IF	GEOMET® 321 ML
Tenneco	PS-152.09	GEOMET® 321
	PS-152.09A	GEOMET® 321 P
Toyota	TSH7702G-A	GEOMET® 720
	TSH7702G-AS	GEOMET® 720 P10
	TSH7702G-AT	GEOMET® 720 JL - B
	TSH7702G-AG	GEOMET® 720 JL - B
	TSH7702G-B	GEOMET® 720
	TSH7702G-C	GEOMET® 720
	TSH7702G-CG	GEOMET® 720 JL - B
TRW	TS 2-25-60- Class C	GEOMET® 321 & GEOMET®
	TS 2-25-60- Class D	GEOMET® L or GEOMET® ML
	TS 2-25-60- Class E	GEOMET® 321 P & GEOMET®
	TS 2-25-60- Class F	GEOMET® 321 L / ML
VDA	VDA 235-104.40	GEOMET® 321
	VDA 235-104.42	GEOMET® 321 VL
	VDA 235-104.50	GEOBLACK®
Volkswagen	TL 245-Class t602	GEOMET® 321 P10
	TL 245 Class t647	GEOMET® 321 VL
	TL 193	GEOMET® 360
Volvo	STD 5737,2 Y 200-4	GEOMET® 321 ML
	STD 121-0003 Y 100-4	GEOBLACK® 500 M
	STD 121-0004 PROJECT Y 200-4	GEOBLACK® ML
	STD 121-0004 PROJECT Y 200-5	GEOMET® 321 P
Volvo Cars	VCS 5737,29 Y200-4	GEOMET® 321 ML
ZF Lemforder	LMN 50-6 3.2	GEOMET® 321 L

\*This information is provided as an initial reference point only. The correct specifications and coating system may be different from what is stated here due to updates, revisions, errors or other factors. Contact your customer to obtain the applicable specifications and drawings to determine the correct coating system to be used. MMC shall not be liable for any use of or reliance upon this information under any circumstances.